

# *Fritt Fram 3*

# **Temabok 2**



## **Bliss-utgave**

2007

Oversatt til Bliss av Astri Holgersen  
Tilrettelagt av Trøndelag kompetansesenter  
ved Jørn Østvik

Utarbeidet med økonomiske midler fra  
Utdanningsdirektoratet



Trøndelag  
kompetansesenter  
**Statlig spesialpedagogisk støttesystem**

# Temabok 2

## *Fritt Fram 3*

## Bliss-utgave

Dette er en Bliss-utgave av andre temabok i en serie på seks temabøker knyttet til læreverket *Fritt Fram* for 3. klasse, utgitt av Aschehoug forlag. *Fritt Fram* integrerer samfunnsfag og natur- og miljøfag. Temabøkene er laget for elever med behov for forenklet lærestoff og gjengir hovedtemaene i grunnboka.

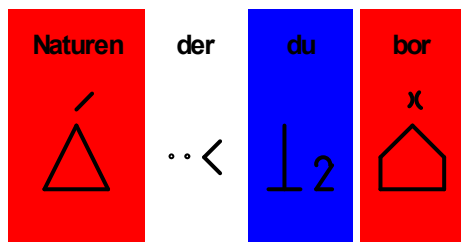
Hovedtemaene i denne temaboken er: Naturen der du bor  
Du og jeg og vi to

Bliss-utgaven er utgitt med tillatelse fra Aschehoug forlag, og kan fritt lastes ned fra ASK-loftet ([www.ask-loftet.no](http://www.ask-loftet.no)) og distribueres.



[www.statped.no/trondelag](http://www.statped.no/trondelag)

*Levanger, november 2007.*



Hvilken

tid

på

året

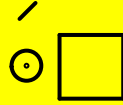
er

det

på

bildet?

.. ÷



Vet

du

navnet

på

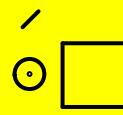

noen

av

insektene

på

bildet?



Vet

du

navnet

på

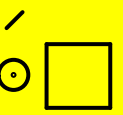

noen

av

fuglene

på

bildet?



Vet

du

navnet

på

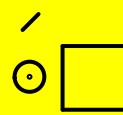

noen

av

plantene

på

bildet?



Hvilke

planter

vokser

der

du

bor?

.. ÷



Hvilken tid på året er det på bildet?

Hva gjør Mari og Mats, tror du?

Vi	kan	se	mye	i	naturen
x ⊥ <sub>1</sub>	)( ·v	^ ⊙	v x	□ <sub>·</sub>	△ <sub>/</sub>


Du	kan	se	insekter	i	naturen.
⊥ <sub>2</sub>	)( ·v	)( ⊙	x ⌚	□ <sub>·</sub>	△ <sub>/</sub>

Insekter	har	seks	bein.
x ⌚	x ±	6	△ <sub>/</sub>


Mari-høna	er	et	insekt.
⌚	)( ⊙	\	⌚

Humla	er	et	insekt.
/ ⌚	)( ⊙	\	⌚


Saksedyret	er	et	insekt.
/ ob ⌚	)( ⊙	\	⌚

Mari-høna	er	nummer
	)( ⊙	#



---

Humla	er	nummer
	)( ⊙	#

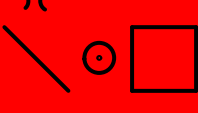

---

Saksedyret	er	nummer
	)( ⊙	#

---

Du	kan	se	i	ei	insektbok.
	)( ∨	^ ⊙	□	\	

Fargelegg	marihøna.
)( 	/ 

Tegn	prikker	på	marihøna.
)( 	x .	≠	/ 

Om vinteren kan du se dyrespor i snøen.

Du kan se slike spor:

1

Du kan se slike spor:

2

Hvem har laget sporene?



Løs	gåtene.
$\text{))} \left( \begin{array}{ c } \hline ? \\ \hline \end{array} \right) \rightarrow \begin{array}{ c } \hline \vdots \\ \hline \end{array}$	$\begin{array}{ c } \hline \times / \\ \hline \end{array} \left( \begin{array}{ c } \hline ? \\ \hline \end{array} \right) \begin{array}{ c } \hline - \\ \hline \end{array} \begin{array}{ c } \hline + \\ \hline \end{array}$

1.

Jeg	har	lange	ører.
$\perp 1$	$\times$ $\pm$	$\vee$ $\text{H}$	$\times$ $\text{)} \text{ }$

Jeg	er	hvit	om	vinteren.
$\perp 1$	$\text{))} \left( \begin{array}{ c } \hline \ominus \\ \hline \end{array} \right)$	$\ominus \text{ } \downarrow \text{ } *$	$>$	$\text{O}'_4 \downarrow *$

Jeg	er	grå	om	sommeren.
$\perp 1$	$\text{))} \left( \begin{array}{ c } \hline \ominus \\ \hline \end{array} \right)$	$\ominus \text{ } \rightarrow \text{ } \downarrow \text{ } *$	$>$	$\text{O}'_2 \langle \rangle$

Jeg	liker	planter.
$\perp 1$	$\text{))} \left( \begin{array}{ c } \hline \heartsuit + ! \\ \hline \end{array} \right)$	$\times$ $\text{O}$

Jeg	er	en
$\perp 1$	$\text{))} \left( \begin{array}{ c } \hline \ominus \\ \hline \end{array} \right)$	$\setminus$
_____		

2.

Jeg	har	rød	brun	pels.
⊥ 1	x ±	⊙ ⊙	⊙ —	⋈

Jeg	har	hvit	haletipp.
⊥ 1	x ±	⊙ —	⋈

Jeg	liker	små-	dyr.
⊥ 1	⋈ ⊕	v I	⋈

Jeg	er	et	rov-dyr.
⊥ 1	⋈ ⊕	\	⋈ ⊕

Jeg	er	en	
⊥ 1	⋈ ⊕	\	_____

Du	kan	se	spor	etter	meg	i	skogen.
⊥ <sub>2</sub>	)( · √	^ ⊙	II M	·	⊥ <sub>1</sub>	□·	xx ↑







Jeg	har	spist	av	denne	konglen.
⊥ <sub>1</sub>	x ±	) ○ —	<	· /	— · · ↑






Jeg	har	stor,	buskete	hale.
⊥ <sub>1</sub>	x ±	v I	v x > M	> C M

Jeg	liker	nøtter.
⊥ <sub>1</sub>	)( ♥ +!	x — · · ↑



Jeg	er	et
⊥ <sub>1</sub>	)( ⊙	∖

---


Les	ordene.
  	  

Skriv	ordene.
 	  

årstid





dyrespor





hare


rev

ekorn






---










---







---








---








---





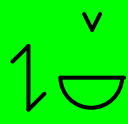
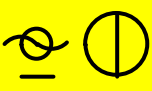

Natur-	klasser
	   

Du	kan	samle	mye	i	naturen.
	 	 	 		

Du	kan	samle	steiner.
	 	 	 

Du	kan	samle	kongler.
	 	 	 

Du	kan	lage	natur-	kasser.
	 	 		

Du	kan	bruke	tomme	melke-	kartonger.
	 				

Slik	gjør	du:
∧	∧	⊥ 2

Klipp	den	nederste	delen	av	melke-	kartongene.
x ✂		∧ v — —	/ ÷	<	⊖ ⊕	∪ □

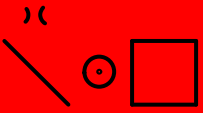
Sett	de	nederste	delene	av	melke-	kartongene	i	en	pappeske.
∪	x ⊥ 3	∧ v — —	x/ ÷	<	⊖ ⊕	∪ □	□	\	□ □

Du	får	ei	natur-	kasse	med	mange	rom.
⊥ 2	x ↓	\	△	□	+	v x	□

Lag	en	natur-	samling.
∪	\	△	→ * ← ↑

Hva	samlet	du?
? □	∪ (	⊥ 2

Tegn.



Skriv.

x



Lag	en	bondegård
) (		
△	\	🏠

Du	trenger
⊥ 2	) (
	→

en	stor	pappeske
\	v I	📦

en	tom	melke-	kartong
\	v 1 U	☉ ⊕	☪ ☐

store	og	små	kongler
v I	+	v I	x ⋯ 🌲

små	pinner
v I	x 

vann-	farger
~	x ⊙ 



Slik	gjør	du:
∧	∧ )(<	⊥ 2

1

Mal	pappesken	innvendig.

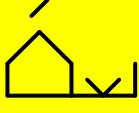
2


Lag	et	fjøs	av	melke-	kartongen.


3


Lag	bein	til	konglene.	Bruk	pinner.

Konglene	blir	kuer	og	sauer.


Er	det	trær	på	gården	din?
)(		↑	∨		⊥ 2 +


Er	det	vann	på	gården	din?
)(		~	∨		⊥ 2 +



Hva	kan	du	bruke	til	tre?
? □	)(	⊥ 2		> ·	↑



Hva	kan	du	bruke	til	vann?
? □	)(	⊥ 2		> ·	~



Du og jeg og vi to  
⊥<sub>2</sub> + ⊥<sub>1</sub> + ⊥<sub>1</sub> 2  
×

Mats	er	trist
	)( ⊖	∨ ♥ ↓

Mats	gråter.
	)( ⊙ ↓

Mats	er	ikke	venn	med	Mari.
	)( ⊖	-!	⊥ ♥ +!	+	

Mats	synes	Mari	er	dum.
	^ ⊖ ?		)( ⊖	∨ ↯ !

Far	trøster	Mats.
	)( ↑ ♥	

Barn	har	rettigheter

Barn	i	alle	land	har	rettigheter.

Barn	har	rett	til	omsorg	fra	begge	foreldrene	sine.

Barn	har	rett	til	mat.

Barn	har	rett	til	klær.

Barn	har	rett	til	et	sted	å bo.

Barn	har	rett	til	å gå	på	skole.

Barn	har	rett	til	å leke.


Barn	har	rett	til	å være	med	på	noe	på	fritiden.

Barn	har	rett	til	å si	sin	mening.


Du	har	rett	til	å si	din	mening.

Har	den	beste	vennen	din	rett til	å si	sin	mening?



Rettigheter og ansvar



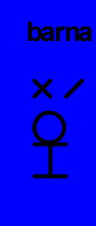
+




Hva gjør barna på bildet?


>




<



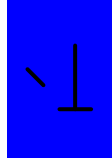
Vet du om noen som blir mobbet?



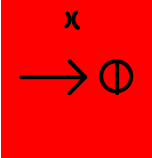
>




>




''




>



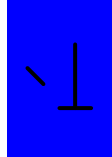
Vet du om noen som mobber?




>




>




''




Hva kan du gjøre når du ser noen som mobber?




>



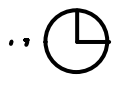
>




>




''




>




>



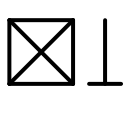
>




''




Alle har rett til å føle seg trygge.




>




>




>




>



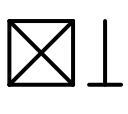
>




>




Alle har ansvar for at alle føler seg trygge.




>



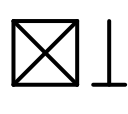
>




>




>




>



>



>



<b>Les</b>	<b>ordene.</b>
)( ○ □	×/ ÷ ∅

<b>Skriv</b>	<b>ordene.</b>
x /	×/ ÷ ∅

**omsorg**

∧

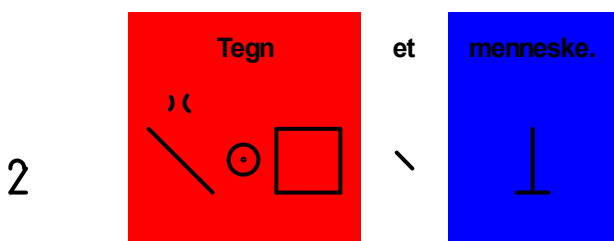
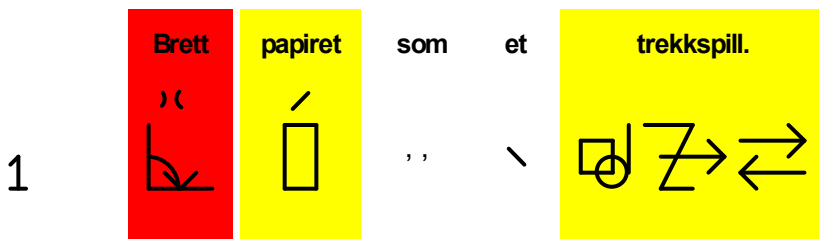
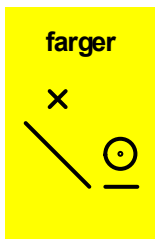


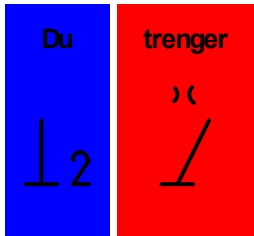
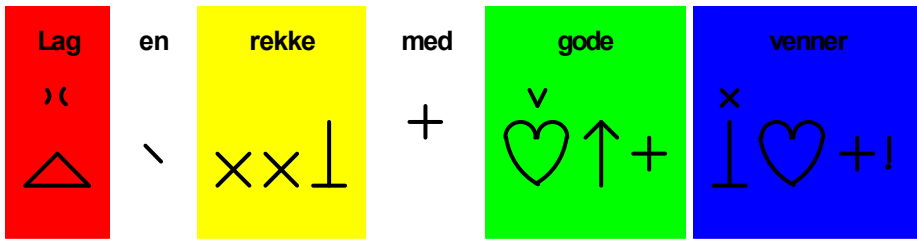
**rettighet**

∩ ∨

**ansvar**

∩  
| 2





Tegn på den folden som ligger opp.

Klipp ut.

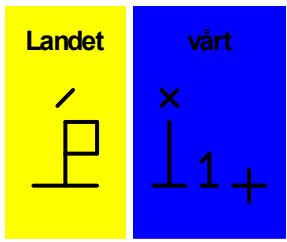
Brett ut.

3

Tegn ansikter på figurene.

Tegn klær på figurene.

Fargelegg figurene.



Trondheim er en by i Norge

Mats bilder.

Mats viser fram bilder fra en by.

Bestefaren til Mats bor i byen.

Byen heter Trondheim.

Kan du navnet på andre byer i Norge?

Skriv  
x

Jeg  
11

kan  
)(  
°v

navnet  
/  
Ø

på  
x

---

---

---

---








Dette er et bilde av Trondheim.

Bildet er tatt fra et fly.



Ser du den store kirken på bildet?

Kirken heter Nidaros-domen.

Nidaros-domen er den største kirken i Norge.



Skriv x 	tre 3	ting 	du  2	ser x 	på 	bildet:  
--	----------	---	---	---	---	--

1

Jeg  1	ser x 
--	---



---

2

Jeg  1	ser x 
--	---

---

3

Jeg  1	ser x 
--	---

---

Kart

Dette er et kart.

Vi kan tegne kart.

Vi tegner gater og veier slik vi ser dem fra fly.

Kan du se at dette er et kart over Trondheim?

Kan du lese kartet?



Her bor Mari og Mats.

>··

Mats bor i Elve-gata.

Mari bor i Stor-gata.




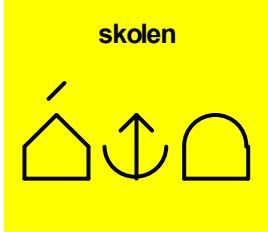

Ser du hvor de bor?

Mats skal til Mari.





Hvor må Mats gå?

Ser du skolen?






Hva heter gata der skolen er?

?     

Hvor kan Mats og Mari fiske?

?   +  

Hvor kan Mats og Mari sparke fotball?

?   +   

Kan )( · √	du ⊥ 2	tegne ^ / ○ □	et	kart? □ _
------------------	-----------	---------------------	----	--------------

Tegn )( / ○ □	et	kart □ _	over	en	eventyr- □ ○	by. ×× □
---------------------	----	-------------	------	----	-----------------	-------------

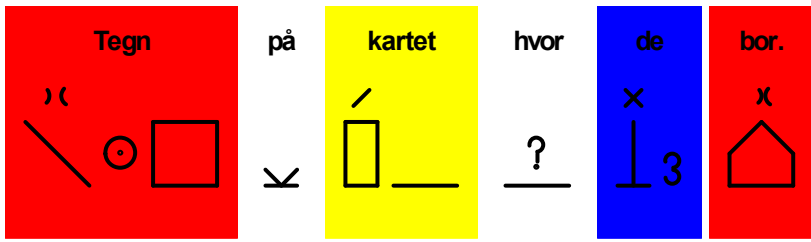
Hva ^ ? ○	heter x / ○	gatene x/ √ □	i	byen? □ ×× □
-----------------	-------------------	---------------------	---	--------------------

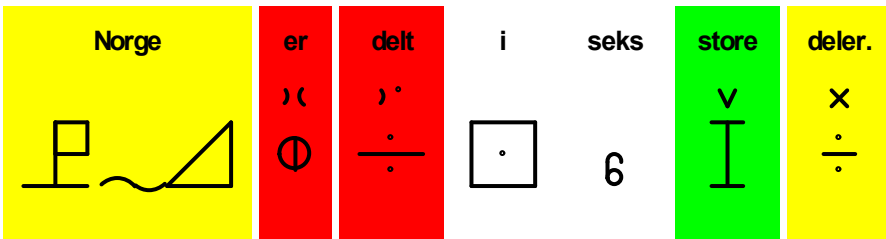
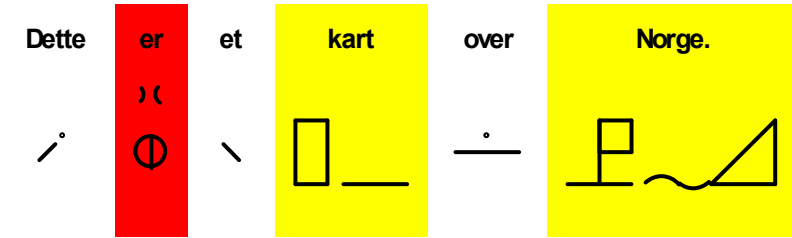

I □ ·	bor x □	det	ei	snill v ♥ ⊕ !	dronning. △ □
-------------	---------------	-----	----	---------------------	------------------

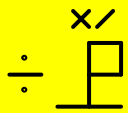

I □ ·	bor x □	det	ei	pen v ○ ♥ ↑	jente. ○ △
-------------	---------------	-----	----	-------------------	---------------

I □ ·	bor x □	det	en	kjekk v ○ ♥ ↑	prins. ○ □
-------------	---------------	-----	----	---------------------	---------------

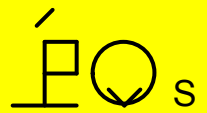
I □ ·	bor x □	det	en	slem v ♥ ×	heks. ○ △ □
-------------	---------------	-----	----	------------------	----------------



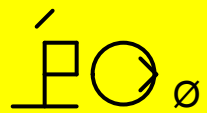


Landsdelene	heter:
	

sørlandet




østlandet



vestlandet




Midt-Norge



Nord-Norge



Svalbard



Hvor	bor	du?
?	X 🏠	1 2

Skriv.

X

—

Jeg	bor
1 1	X 🏠

---

Les	ordet.
)( ⊙ □	÷ ☺

Skriv	ordet.
X —	÷ ☺

Landsdel

÷ □

---

Fargelegg de seks landsdelene.


Fargelegg landsdelene i forskjellige farger.

Skriv navn på landsdelene.


Du kan se på side




Fakta om Norge




>




Oslo er den største byen i Norge.



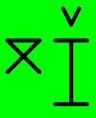
er



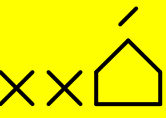
den





største



byen



i

Oslo er hovedstaden i Norge.



er




hovedstaden




i





Oslo er en by på østlandet.




er




en



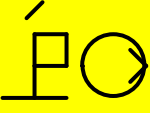
by




på




østlandet.




Kristiansand er en by på sørlandet.




er




en



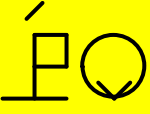
by




på




sørlandet.




Bergen er en by på vestlandet.




er




en




by

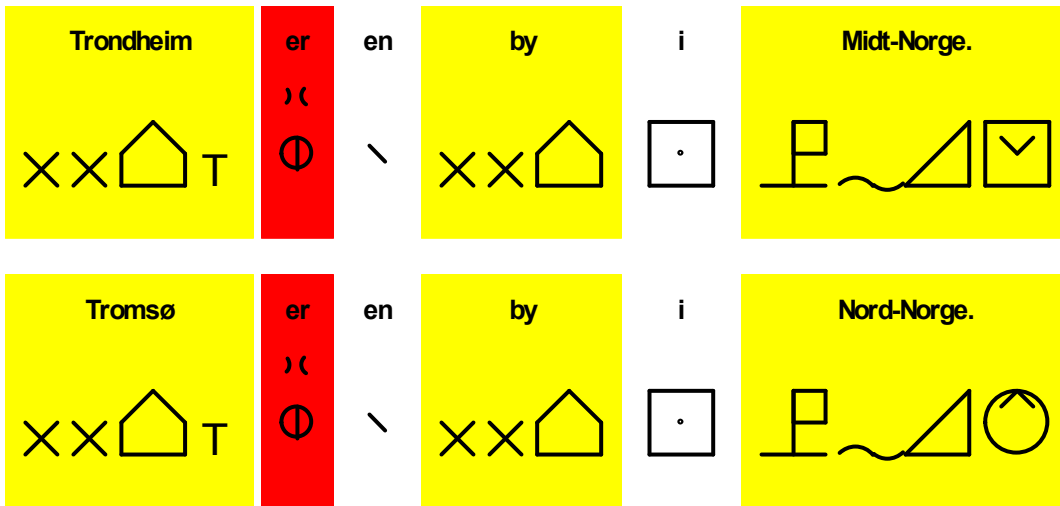


på



vestlandet.





Les  
)(  
○ □

Skriv.  
x  
/

1

Oslo  
xx □ ○

2

Kristiansand  
xx □ K

3

Bergen  
xx □ B

4

Trondheim  
xx □ T

5

Tromsø  
xx □ T

Her ser du to bilder fra Norge.

Mal et bilde fra stedet du bor.

Bruk tegneark.

Kan du henge opp bildet ditt?

**ORD TIL SIDE 7**  
(side 3 i originalutgaven)

1

2

3

**ORD TIL SIDENE 9-11**  
(side 4-5 i originalutgaven)

årstid



dyrespor



hare



rev



ekorn



## ORD TIL SIDE 24

(side 12 i originalutgaven)

omsorg



rettighet



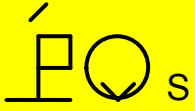
ansvar



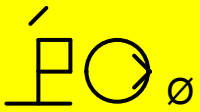
## ORD TIL SIDENE 37-38

(sidene 21-22 i originalutgaven)

sørlandet



østlandet



vestlandet



Midt-Norge



Nord-Norge



Svalbard

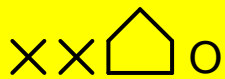




## ORD TIL SIDE 42

(sidene 23 i originalutgaven)

Oslo



Kristiansand



Bergen



Trondheim



Tromsø

